



District Report Card: 2017


State: Odisha	District: Ganjam
Class: 3	Subject: Mathematics
Schools: 61	Students: 1010


Participation/Coverage


Students

<div>GENDER</div> <div></div>	Boys			Girls		
	Number		%	Number		%
	504		49.90	506		50.10

<div>AREA</div> <div></div>	Rural			Urban		
	Number		%	Number		%
	926		91.68	84		8.32

<div>CATEGORY</div> <div></div>	SC		ST		OBC		GEN	
	Number	%	Number	%	Number	%	Number	%
	339	33.56	27	2.67	611	60.50	33	3.27

<div>CWSN</div> <div></div>	LD	VI	HI	S&LD	ID	Oth
	4	5	0	2	4	5

<div>Management</div> <div></div>	Government			Government-aided		
	Number		%	Number		%
	1010		100.00	0		0.00

Average Performance of Students in Mathematics (%)

Overall	Gender		Area		Management		Social Group			
	Male	Female	Rural	Urban	Govt.	Aided	SC	ST	OBC	GEN
71.28	70.49	72.07	71.49	68.97	71.28	0.00	69.93	62.72	72.05	77.98

Performance on Learning Outcomes (LOs)

Learning Outcomes	Description	Average Performance(%)
M301	Reads and writes numbers up to 999 using place value	73.89
M302	Compares numbers up to 999 based on their place values	78.32
M303	Solves simple daily life problems using addition and subtraction of three digit numbers with and without regrouping	67.13
M304	Constructs and uses the multiplication facts (up till 10) in daily life situations	71.39
M305	Analyses and applies an appropriate number operation in the situation/ context	74.36
M306	Explains the meaning of division facts by equal grouping/sharing and finds it by repeated subtraction	71.49
M309	Identifies and makes 2D-shapes by paper folding, paper cutting on the dot grid, using straight lines etc.	87.03
M311	Fills a given region leaving no gaps using a tile of a given shape	17.99
M312	Estimates and measures length and distance using standard units like centimeters or meters & identifies relationships	42.39
M317	Reads the time correctly to the hour using a clock/watch	78.12
M318	Extends patterns in simple shapes and numbers	67.99
M319	Records data using tally marks, represents pictorially and draws conclusions	86.14

Range of Performance of Students who Answered Correctly							
Below 30%		30% - 50%		50% - 75%		Above 75%	
Number	%	Number	%	Number	%	Number	%
54	5.35	103	10.20	355	35.15	498	49.31

Lowest Performing Learning Outcomes (LOs)

- 1 - Fills a given region leaving no gaps using a tile of a given shape (17.99)
- 2 - Estimates and measures length and distance using standard units like centimeters or meters & identifies relationships (42.39)
- 3 - Solves simple daily life problems using addition and subtraction of three digit numbers with and without regrouping (67.13)
- 4 - Extends patterns in simple shapes and numbers (67.99)
- 5 - Constructs and uses the multiplication facts (up till 10) in daily life situations (71.39)